FOLIA ENTOMOLOGICA HUNGARICA
ROVARTANI KÖZLEMÉNYEK
XLIX 1988 p. 185-196

Some new Lepthyphantes Menge (Aranei, Linyphiidae) from Mongolia and the Soviet Far East

By
A. V. TANASEVITCH

(Received December 20, 1987)

Abstract: Eight new Lepthyphantes are described: L. pepticus sp. n. from eastern Mongolia, L. camtchadalicus sp. n. from Kamchatka, L. maritimus sp. n. and L. ussuricus sp. n. from the southern part of the Maritime Prov., L. epigynatus sp. n. and L. aculifer sp. n. from Kolyma Upland, eastern Siberia, L. ateripes sp. n. and L. enormitus sp. n. from northern Sakhalin. New faunistic records have been given for some Lepthyphantes in the Far East.

The present paper puts on record additional eight new Lepthyphantes from the E Palaearctic, being an important addendum to the fauna just reviewed by TANASEVITCH et ESKOV (1987) and TANASEVITCH (1987).

Type materials have been shared between the collections of the Zoological Museum of the Moscow State University (ZMMU) and Hungarian Natural History Museum, Budapest (HNHM). Non-type materials are deposited at the ZMMU.

The following abbreviations have been accepted in the text and figures: Fe - femur, Ti - tibia, Mt - metatarsus, Tm - position of metatarsal trichobothrium, E - embolus, R - radix, L - lamella characteristica, TA - terminal apophysis. The chaetotaxy is given in the following formula: TiI: 2-1-1-4. This stands for: tibia I has two dorsal, one pro-, one retrolateral and four ventral spines (the apical spines are herewith disregarded). All measurements are given hereinafter in mm. Scale - 0.1 mm.

DESCRIPTION OF THE NEW SPECIES

Lepthyphantes aculifer sp. n. (Figs 1-4)

Holotype: 1 ♂ (ZMMU), USSR, Magadan Area, upper reaches of Kolyma River, Bolshoi Annachag Mt. Ridge, near Sibit-Tyellakh, VII-VIII. 1986; leg. Yu. MARUSIK. - Paratypes: 1 ♂, 2 ♀ (ZMMU), same locality and date, leg. Yu. MARUSIK.

Description: Male. Total length 2.63. Carapace 1.25 long, 0.95 wide, brown, with a darker margin. Chelicerae 0.50 long. Legs pale brown, without dark rings. Chaetotaxy: FeI: 0-1-0-0; TiI: 2-1-1-4, II: 2-1-1-4(3), III-IV: 2-1-1-2(1); MtI-III: 1-0-0-0, IV: 1-0-0-1. TmI - 0.21. LegI - 5.81 long (1.50 + 0.38 + 1.45 + 1.50 + 0.98), IV - 5.24 long (1.38 + 0.33 + 1.35 + 1.38 + 0.80). Palp (Figs. 1-2): Tibia elongated ventro-retrolaterally as a cone. Cymbium with a saddle-shaped proximal outgrowth. Paracymbium medially with a dark comb producing a small cavity with upper lobe. Lamella characteristica as a long and narrow ribbon, terminally narrowly pointed. Abdomen 1.50 long, 1.00 wide, dorsally pale, shot with pink, with a dark, regularly attenuating median stripe flanked by a few dark spots; closer to ventrum with a pair of pale lateral stripes fusing caudally with dorsal pale patch.

Female. Total length 2.45. Carapace 1.00 long, 0.83 wide. Chelicerae 0.50 long. Leg I - 4.99 long (1.35 + 0.38 + 1.25 + 1.18 + 0.83), IV - 4.67 long (1.33 + 0.28 + 1.18 + 1.13 + 0.75). TmI - 0.22 (in the series: 0.20-0.23). Abdomen 1.38 long, 1.00 wide. Epigyne as in Figs. 3-4. Body and leg coloration, chaetotaxy as in male.

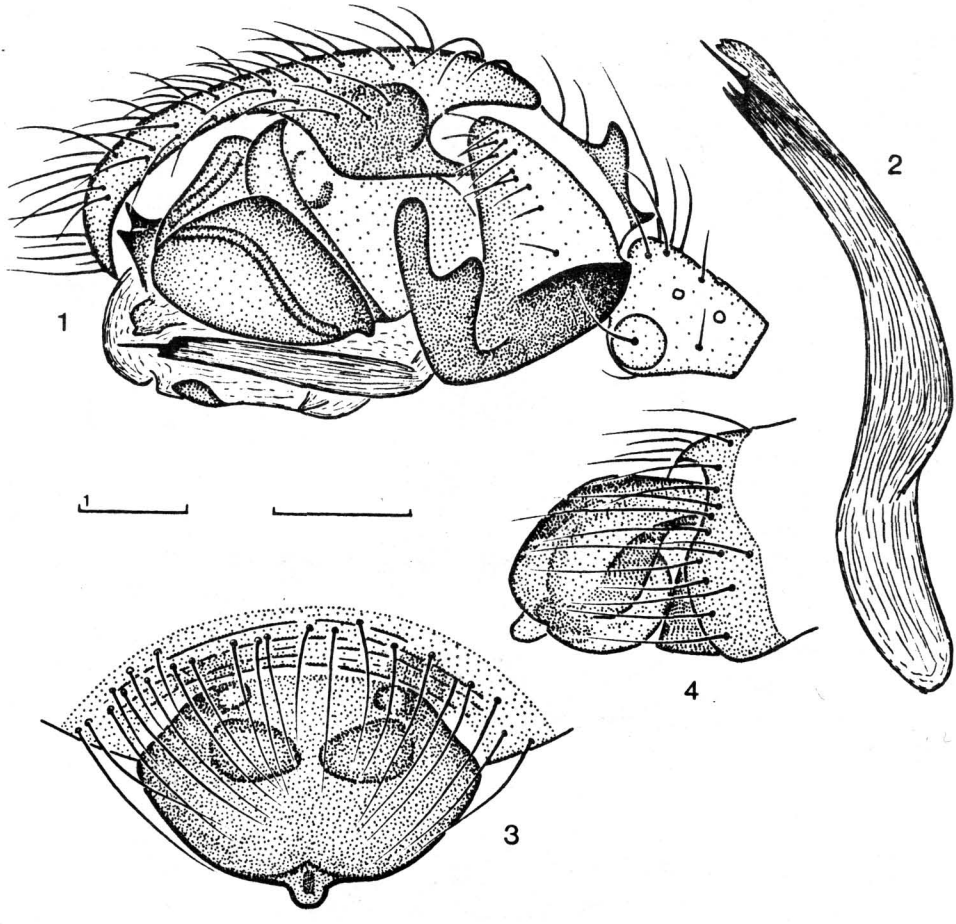

Figs 1-4. Lepthyphantes aculifer sp. n., ♂ ♀ paratypes: 1= left palp; 2= lamella characteristica; 3, 4= epigyne (ventral et lateral view, respectively)

Diagnosis: The new species is close to L. suffusus Strand, 1901, but differs from it by the saddle-shaped proximal outgrowth of the cymbium, narrow and long lamella characteristica, shape of the epigynal scape almost entirely covering the aperture, and larger number of ventral spines on the leg tibiae.

Lepthyphantes epigynatus sp. n. (Figs 5-9)

Holotype: 1 ♂ (ZMMU), USSR, Magadan Area, upper reaches of Kolyma River, eastern extreme of Bolshoi Annachag Mt. Ridge, Kunebellakh stream basin, 1200 m, under stones,

17. VII. 1987; leg. Yu. MARUSIK. - Paratypes: 4 ♀ (ZMMU), Kunebellakh stream basin, 900-1200 m, under stones, 8. VII. 1987; leg. Yu. MARUSIK. - 1 ♂, 2 ♀ (HNMB), Kunebellakh stream basin, 1200 m, VII. 1987; leg. Yu. MARUSIK.

Description: Male. Total length 2.13. Carapace 1.13 long, 0.83 wide, pale brown, almost yellow. Chelicerae 0.50 long. Legs pale brown. Chaetotaxy: FeI: 0-1-0-0; TiI: 2-1-1-0 (1), II: 2-0-1-0(1), III-IV: 2-0-0(1)-0; MtI-IV: 1-0-0-0. TmI - 0.21. Leg I - 5.07 long (1.33+ 0.30 + 1.38 + 1.28 + 0.78), IV - 4.79 long (1.28 + 0.25 + 1.25 + 1.33 + 0.68). Palp (Figs.5-6): Cymbium with a narrow, rectangularly curved, proximal process. Paracymbium toothless, its lower lobe with a group of spines directed upward. Lamella characteristica as a narrow ribbon sharpened at end, medially with a slender, pointed, inner apophysis. Abdomen 1.23 long, 0.88 wide, pale grey.

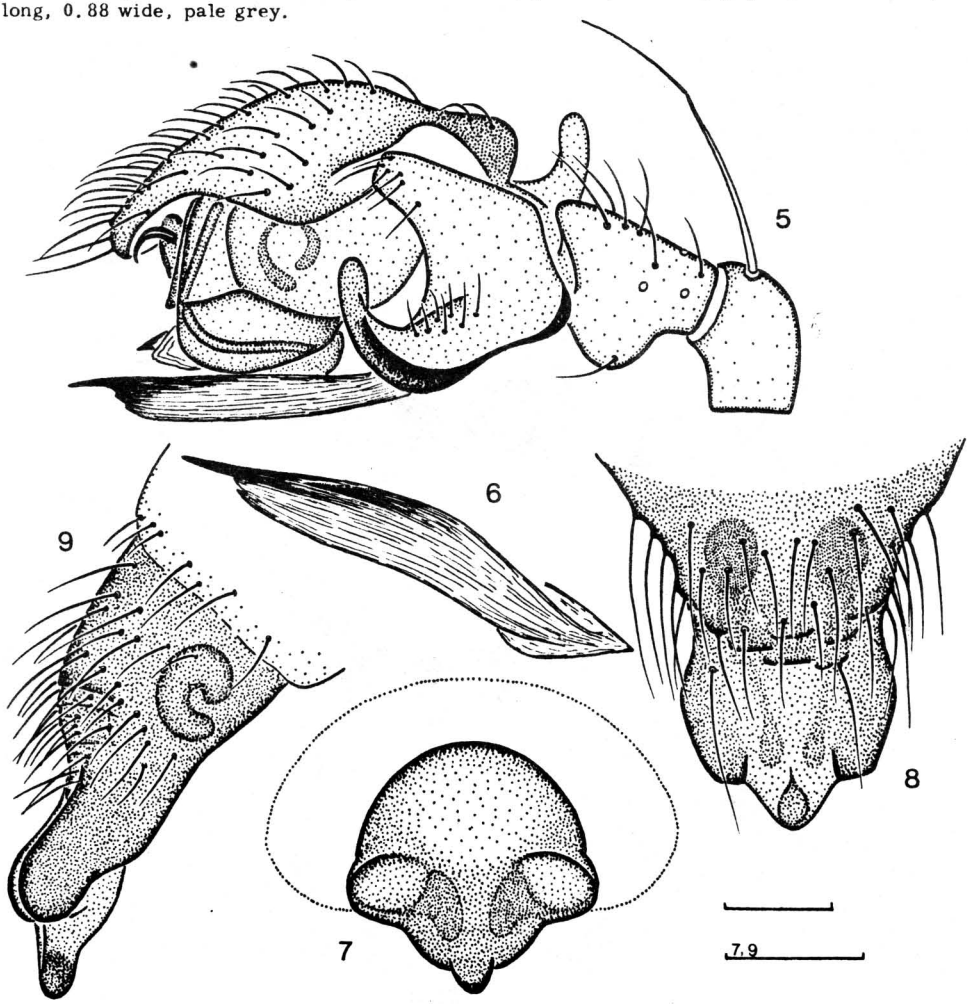

Figs 5-9. Lepthyphantes epigynatus sp. n., ♂ ♀ paratypes: 5= left palp; 6= lamella characteristica; 7-9= epigyne (7, 8= ventral, 9= lateral view, respectively)

Female. Total length 2.00. Carapace 0.85 long, 0.68 wide, pale brown. Chelicerae 0.43 long. Leg I - 4.34 long (1.15 + 0.28 + 1.13 + 1.03 + 0.75), IV - 4.15 long (1.15 + 0.25 +

1.05 + 1.05 + 0.65). TmI - 0.21 (in the series 0.18-0.23). Abdomen 1.40 long, 0.88 wide. Epigyne as in Figs 7-9. Body and leg coloration, chaetotaxy as in male.

Diagnosis: The new species is primarily characterized by the peculiar shape of the epigyne, as well as that of both lamella characteristica and proximal process of the cymbium.

Lepthyphantes maritimus sp. n. (Figs 10-15)

Holotype: 1 ♂ (ZMMU), USSR, Far East, southern part of Maritime Prov., 35 km SE of Chuguevka, Pravaya Sokolovka River (Ussuri River Basin), valley forest of Ulmus, litter,

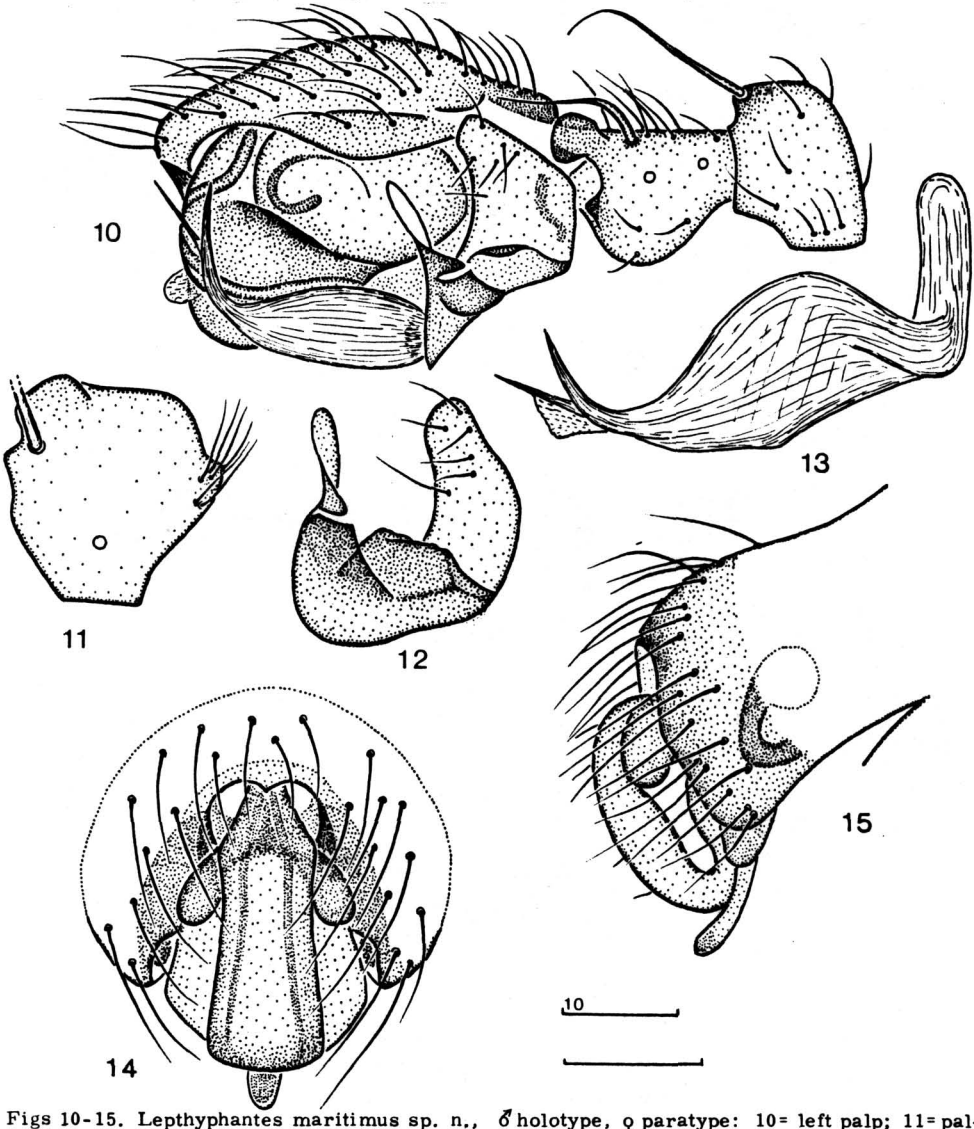

Figs 10-15. Lepthyphantes maritimus sp. n., ♂ holotype, ♀ paratype: 10= left palp; 11= palpal tibia (dorsal view); 12= paracymbium; 13= lamella characteristica; 14, 15= epigyne (ventral et lateral view, respectively)

16. IX. 1974; leg. G. KURCHEVA. - Paratypes: 2 ♀ (ZMMU), same locality and date, leg. G. KURCHEVA. - 1 ♀ (ZMMU), Amur Area, near Arkhara, forest, litter, 12. VIII. 1983; leg. Yu. MARUSIK.

Description. Male. Total length 2.18. Carapace 1.00 long, 0.75 wide, pale brown, with a darker margin. Chelicerae 0.58 long. Legs pale brown. Chaetotaxy: FeI: 0-1-0-0; TiI, III, IV: 2-1-1-0, II: 2-0-1-0; MtI-IV: 1-0-0-0. TmI - 0.22. Leg I - 4.07 long (1.05 + 0.30 + 1.03 + 0.98 + 0.71), IV - 3.98 long (1.05 + 0.28 + 1.00 + 1.00 + 0.65). Palp (Figs. 10-13): Patella with a large spine surmounting a conical knob. Tibia with a thick curved dorsal spine directed forward. Paracymbium toothless. Lamella characteristica distally split into two narrow, sharp, subequal rami. Abdomen 1.18 long, 0.80 wide, pale grey.

Female. Total length 2.21. Carapace 0.98 long, 0.78 wide. Chelicerae 0.50 long. TmI - 0.21 (another specimen - 0.21). Leg I - 3.90 long (1.00 + 0.30 + 1.00 + 0.90 + 0.70), IV - 3.64 long (1.03 + 0.28 + 0.83 + 0.90 + 0.60). Abdomen 1.25 long, 0.80 wide. Epigyne as in Figs 14-15. Body and leg coloration, chaetotaxy as in male.

Diagnosis: The new species is especially close to the Siberian L. karpinskii (O. Pickard-Cambridge, 1873), but differs from it by the shape of the spines on the male palpal tibia, more bifid lamella characteristica, shorter and broader scape of the epigyne, and presence of a dorsal spine on the metatarsus IV.

Lepthyphantes ussuricus sp. n. (Figs 16-20)

1987 Lepthyphantes sp. - TANASEVITCH et ESKOV, Zool. Zhurn., 66 (2): 193.

Holotype: 1 ♂ (ZMMU), USSR, Far East, southern part of Maritime Prov., Ussuriysk State Reserve, valley forest of Pinus, litter, 12. X. 1977; leg. G. KURCHEVA et E. MIKHALJOVA. - Paratypes: 3 ♀ (ZMMU), same locality and date, leg. G. KURCHEVA et E. MIKHALJOVA. - 1 ♀ (HNMB), near Ussuriysk, Suputinsky State Reserve, Grabovaya hill, Abies forest, litter, 23-25. V. 1972; leg. G. KURCHEVA. - 1 ♀ (ZMMU), southern part of Maritime Prov., Anuchino Distr., VII-VIII. 1984; leg. V. BAKUROV. - 1 ♀ (ZMMU), Jewish Autonomous Region, Amur River flow, 43 km SE of Pashkovo, 21. VI. 1978; leg. S. TOMS.

Description. Male. Total length 1.95. Carapace 0.98 long, 0.78 wide, pale brown, with vague grey short radial stripes and a darker margin. Chelicerae 0.48 long. Legs pale brown. Chaetotaxy: FeI: 0-1-0-0; TiI: 2-1-1-0, II: 2-0-1-0, III-IV: 2-0-0-0; MtI-IV: 1-0-0-0. TmI - 0.19. Leg I - 3.71 long (0.98 + 0.25 + 0.93 + 0.90 + 0.65), IV - 3.75 long (1.00 + 0.25 + 0.95 + 0.95 + 0.60). Palp (Figs 16-18): Patella as a dorsally elongated cone carrying a large curved spine. Tibia with a stout spine surmounting a knob and a small sharp tooth in front of it. Cymbium in the middle with a small comb-shaped outgrowth and a very small sharp tooth. Lamella characteristica well sclerotized, dark, terminally serrate. Abdomen 1.15 long, 0.63 wide, grey.

Female. Total length 2.25. Carapace 0.80 long, 0.65 wide. Chelicerae 0.40 long. TmI - 0.22 (in the series 0.20-0.21). Leg I - 3.18 long (0.83 + 0.25 + 0.80 + 0.75 + 0.55), IV - 3.19 long (0.88 + 0.23 + 0.80 + 0.75 + 0.53). Abdomen 1.00 long, 0.70 wide. Epigyne as in Figs 19-20. Body and leg coloration, chaetotaxy as in male.

Diagnosis: The new species has a peculiar structure of the male palpal tibia, a conspicuous shape of both paracymbium and lamella characteristica. By the genital structure it resembles both L. ussuricus sp. n. and L. karpinskii (O. Pickard-Cambridge, 1873) (s. TANASEVITCH 1986), particularly in the female sex: the epigyne of both latter species has a long, slender scape and well-developed lateral walls, though only in L. karpinskii the base of the scape is covered with the anterior wall of the epigyne.

Lepthyphantes camtchadalicus sp. n. (Figs 21-26)

Holotype: 1 ♂ (ZMMU), USSR, Kamchatka Peninsula, Kronotsky State Reserve, 2 km W of Geizers Valley, 1200 m, mountainous tundra, Pinus pumila thickets, moss, 2-3. IX. 1987; leg. A. TANASEVITCH. - Paratype: 1 ♀ (ZMMU), same locality and date, in moss-lichen association, leg. A. TANASEVITCH.

Description. Male (freshly moulted specimen). Total length 2.85. Carapace 1.25 long, 0.98 wide, grey, with a darker margin. Chelicerae 0.63 long. Legs pale greyish-brown, distal parts of joints darkened. Chaetotaxy: FeI: 0-1-0-0; TiI: 2-1-1-2, II: 2-0-1-2,

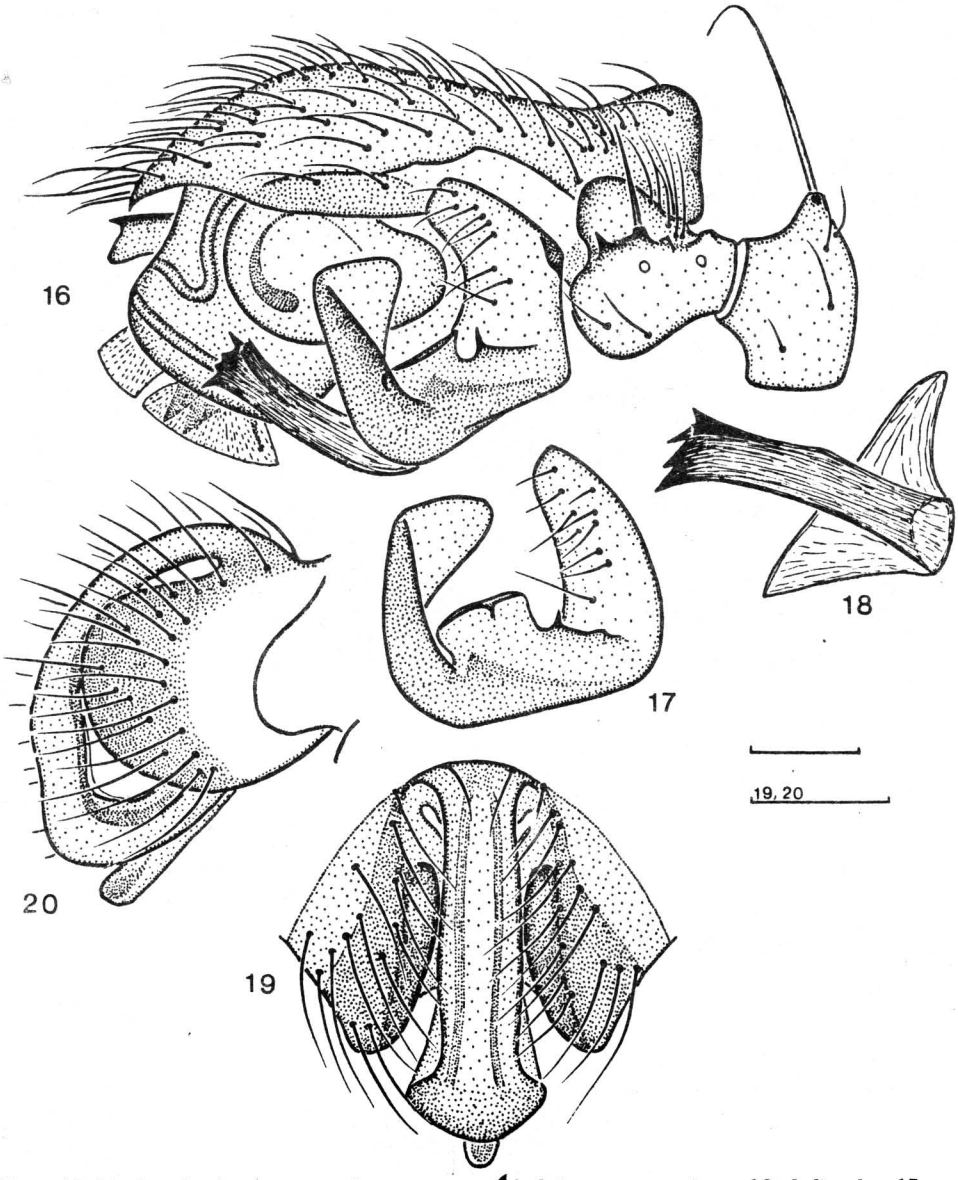

Figs 16-20. Lepthyphantes ussuricus sp. n., ♂ holotype, ♀ paratype: 16= left palp; 17= paracymbium; 18= lamella characteristica; 19, 20= epigyne (ventral et lateral view, respectively)

III: 2-1-0-1, IV: 2-1(2)-1-2; MtI-III: 1-0-0-1, IV: 1-1-0-1. TmI - 0.20. Leg I - 6.26 long (1.58 + 0.40 + 1.60 + 1.63 + 1.05), IV - 5.36 long (1.43 + 0.35 + 1.35 + 1.45 + 0.78). Palp

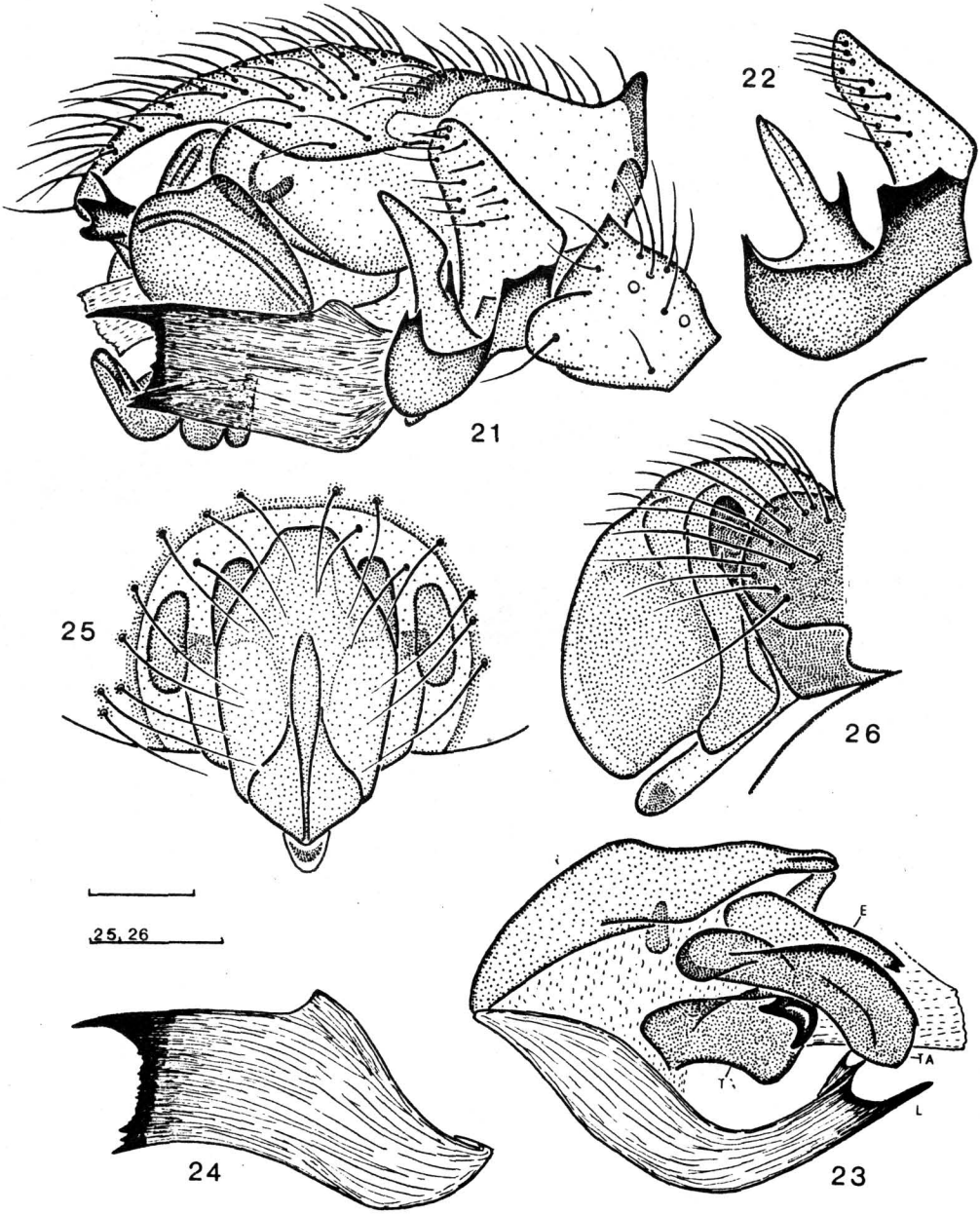

Figs 21-26. Lepthyphantes camtchadalicus sp. n., ♂ holotype, ♀ paratype: 21= left palp; 22: paracymbium; 23= embolic division; 24= lamella characteristica; 25, 26= epigyne (ventral et lateral view, respectively)

(Figs 21-24): Tibia elongated conically ventro-retrolaterally. Cymbium with two pointed proximal outgrowths of different size. Paracymbium in the middle with a dark, comb-shaped outgrowth, distally with a claw. Lamella characteristica broad, apically emarginate semicircularly, terminally serrate. Terminal apophysis biramous, each branch large and dark. Abdomen 1.65 long, 1.25 wide, dorsally pale. with a dark median stripe flanked by spots connected to it with narrow bands.

Female. Total length 2.98. Carapace 1.13 long, 0.88 wide, brownish-grey, with a darker margin. Chelicerae 0.45 long. Legs pale brown, distal ends of joints darkened, tibiae and femora each with a darker obscure ring. Chaetotaxy: FeI: 0-1-0.0; TiI: 2-1-1-2, II: 2-1(0)-1-2, III: 2-1-0(1)-1, IV: 2-1-1-1; MtI-IV: 1-0-0-1. Leg I - 4.96 long (1.33 + 0.35 + 1.23 + 1.20 + 0.85), IV - 4.44 long (1.23 + 0.30 + 1.08 + 1.13 + 0.70). TmI - 0.21. Abdomen 2.23 long, 1.45 wide, dorsal pattern as in male. Epigyne as in Figs. 25-26.

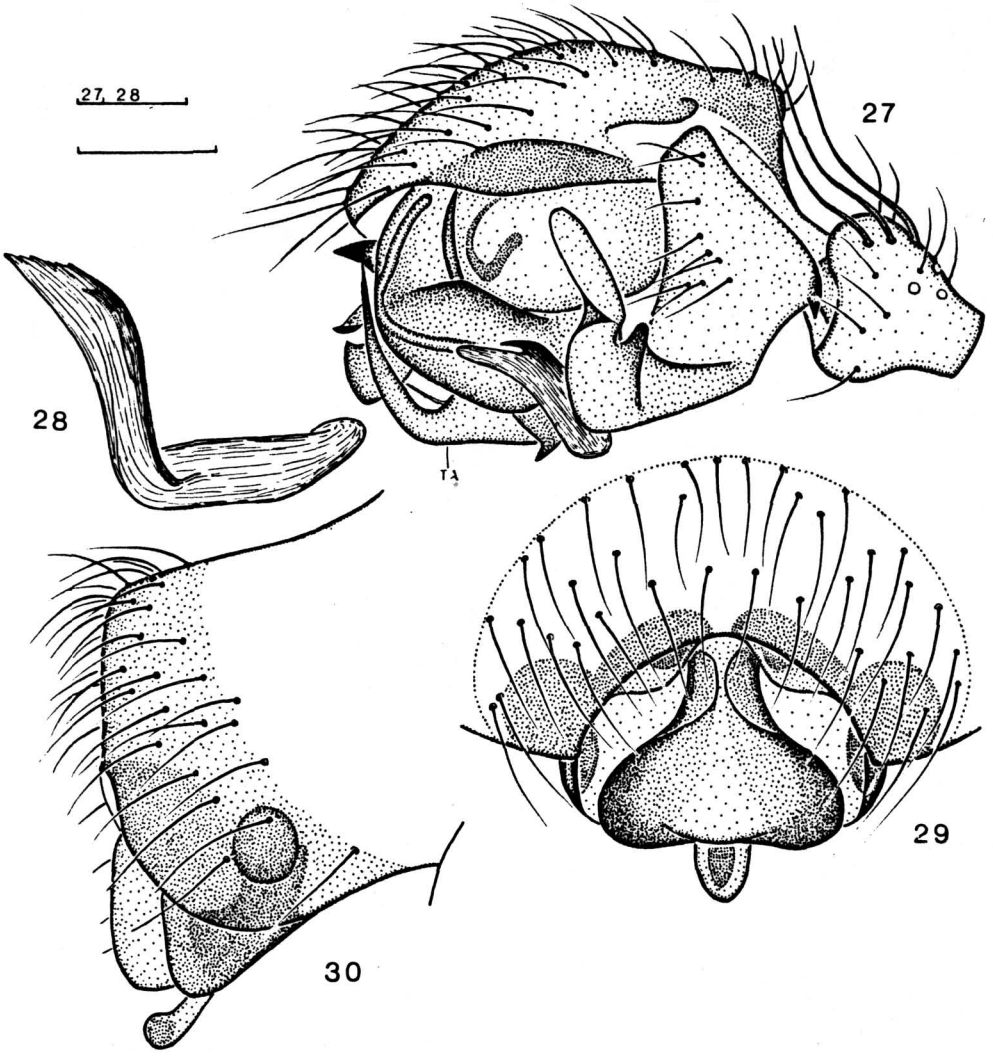

Figs 27-30. Lepthyphantes ateripes sp. n., ♂ ♀ paratypes: 27= left palp; 28= lamella characteristica; 29, 30= epigyne (ventral et lateral view, respectively)

Diagnosis: The new species belongs to the incestus-group just created by TANASEVITCH et ESKOV (1987), but is well distinguishable from other congeners by the structure of both paracymbium and embolic division, as well as by the broadest scape among the members of this group. Certain resemblance of the epigyne of L. camtchadalicus sp. n. with that of the North American L. triramus Chamberlin et Ivie, 1947 (known from Alaska and Newfoundland - s. CHAMBERLIN et IVIE 1947; HACKMAN 1954) should be noted. However, the latter species has been known by females only, thus preventing further parallels to be drawn. But it seems likely that L. triramus also belongs in the incestus-group.

Lepthyphantes ateripes sp. n. (Figs 27-30)

Holotype: 1 ♂ (ZMMU), USSR, Sakhalin Island, Aniva Distr., near Novoalexandrovsk, 18. VI. 1987; leg. A. BASARUKIN. - Paratypes: 4 ♀ (ZMMU), same locality and date; leg. A. BASARUKIN. - 9 ♀ (ZMMU), 4 ♀ (HNHM), Sakhalin Island, Okha Distr., upper reaches of Tenga River, 14-25. V. 1987; leg. A. BASARUKIN. - 1 ♀ (ZMMU), Sakhalin Island, 6 km E of Yuzhno-Sakhalinsk, Dolina Turistov, 18. X. 1985; leg. A. BASARUKIN. - 1 ♂ (ZMMU), Khabarovsk Area, Amur River Flow, near Ozerpakh, 13. II. 1907; leg. V. SOLDATOV.

Description. Male. Total length 2. 43. Carapace 1. 00 long, 0. 88 wide, orange-red. Chelicerae 0. 50 long. Femora also orange-red, other leg joints darkened. Chaetotaxy: FeI: 0-1-0-0; TiI: 2-1-1-0, II: 2-0-1-0, III-IV: 2-0-0-0; MtI-IV: 1-0-0-0. TmI - 0. 21 (in the series: 0. 18-0. 22). Leg I: 4. 76 long (1. 20 + 0. 30 + 1. 28 + 1. 20 + 0. 78), IV - 4. 34 (1. 23 + 0. 28 + 1. 08 + 1. 10 + 0. 65). Palp (Figs. 27-28): Tibia with three large, regularly curved, dorso-retrolateral spines arranged in a longitudinal row. Paracymbium at hind margin with a tooth directed obliquely down. Lamella characteristica shorter, medially bent almost rectangularly. Terminal apophysis large, proximally broad and rounded, distally gradually attenuating, apex pointed. Abdomen 1. 35 long, 0. 80 wide, grey.

Female. Total length 2. 50. Carapace 1. 00 long, 0. 78 wide. Chelicerae 0. 48 long. Tm1 - 0. 19 (in the series: 0. 18-0. 23). Leg I - 4. 36 long (1. 13 + 0. 30 + 1. 10 + 1. 08 + 0. 75), IV - 4. 04 (1. 18 + 0. 28 + 1. 00 + 1. 00 + 0. 58). Abdomen 1. 63 long, 0, 95 wide. Epigyne as in Figs. 29-30. Bodv and leg coloration, chaetotaxy as in male.

Diagnosis: The new species is characterized by the orange-red carapace and femora which, in contrast to the darkened other leg joints, give the spider a very conspicuous appearance. Besides, the male palpal tibia has peculiar spines, and the shape of both lamella characteristica and epigyne is most characteristic.

Lepthyphantes enormitus sp. n. (Figs 31-32)

Holotype: 1 ♂ (ZMMU), USSR, Sakhalin Island, Okha Distr., upper reaches of Tenga River, 14-25. V. 1987; leg. A. BASARUKIN.

Description. Male. Total length 2. 18. Carapace 1. 00 long, 0. 75 wide, brownish-grey, with narrow, grey, radial stripes. Chelicerae 0. 50 long. Legs pale brown. Chaetotaxy: FeI: 0-1-0-0; TiI: 2-?-?-0 (probably: 2-1-1-0), II: 2-0-1-0, III-IV: 2-0-0-0; MtI-IV: 1-0-0-0. TmI - 0. 23. Leg I - 4. 32 long (1. 08 + 0. 28 + 1. 13 + 1. 08 + 0. 75), IV - 4. 29 long (1. 15 + 0. 23 + 1. 08 + 1. 10 + 0. 73). Metatarsi I ventro-laterally each with a row of adpressed hairs. Palp (Figs 31-32): Cymbium without proximal outgrowths. Paracymbium of peculiar shape. Lamella characteristica large, medially and apically with unequal, pointed processes. Embolus of unusual shape: its functional part thin, long, regularly curved; its basal part as a loose, membranized structure. Terminal apophysis absent (?). Abdomen: 1. 23 long, 0. 73 wide, dorsally grey, with a dark median stripe flanked by a row of spots connected to the axial stripe.

Female unknown.

Diagnosis: This species is characterized by the shape of both paracymbium and lamella characteristica, as well as by the structure of the embolic division.

Lepthyphantes pepticus sp. n. (Figs 33-35)

Holotype: 1 ♂ (ZMMU), eastern Mongolia, Golbyn-Gobi Desert, Taban-Ald-Khuduk Valley, from stomach of Gekko under Haloxylon, VII. 1985; leg. D. SEMENOV.

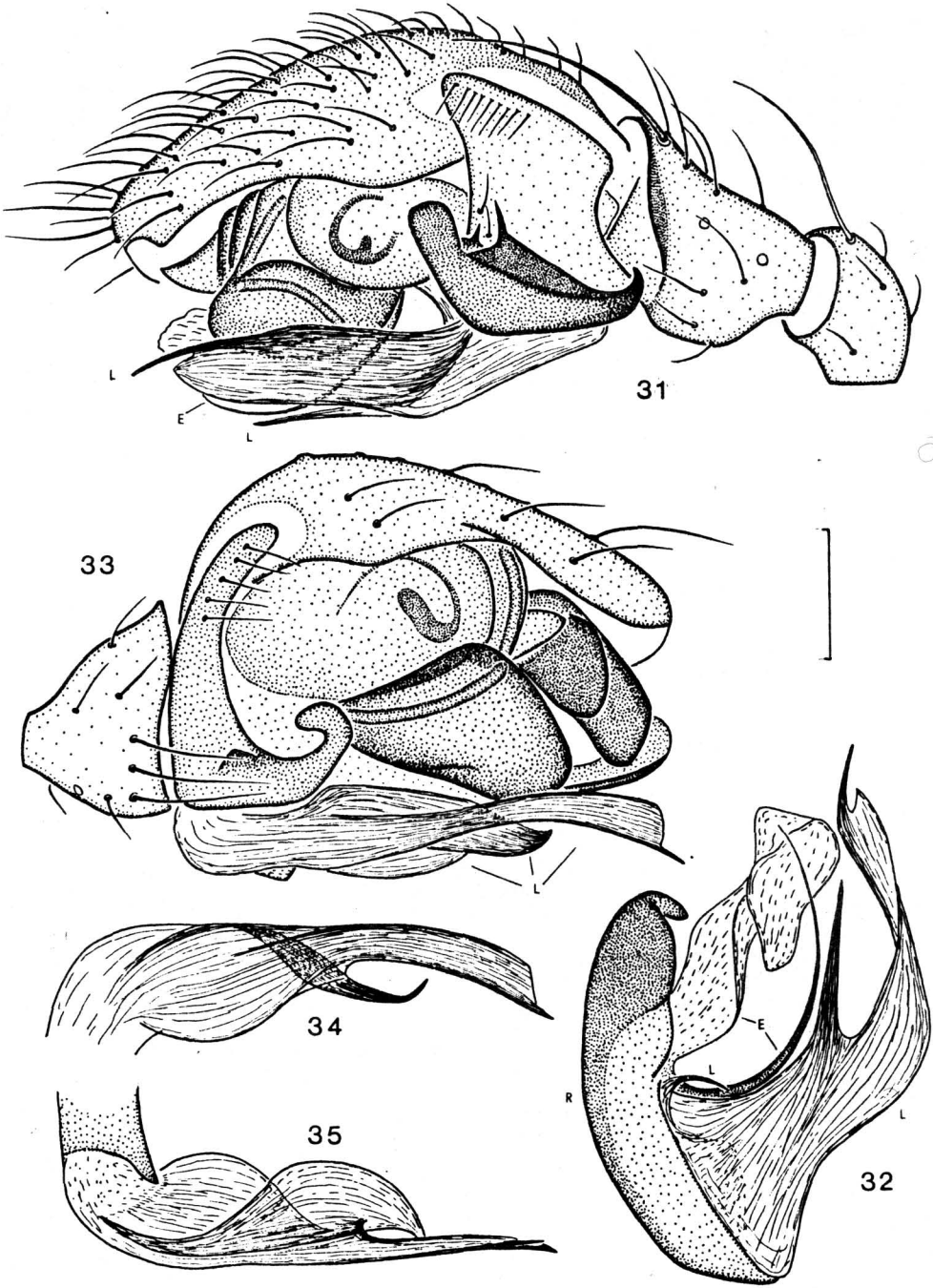
31
L
E
L
33
L
34
35
32
E
L
R
L

Description. Male (holotype considerably damaged, abdomen deformed, legs mostly absent). Carapace 0.88 long, 0.65 wide, grey-brown, with vague, dark, radial stripes and darker margin. Chelicerae 0.33 long. Legs pale brown. TmI - 0.19. Palp (Figs 33-35): Cymbium without proximal processes. Paracymbium L-shaped. Tegulum directed obliquely forward as a cone. Lamella characteristica complex. Embolus large, well-sclerotized. Abdomen almost black, with two longitudinal rows of large spots on hind half fusing into a transverse band.

Female unknown.

Diagnosis: The new species joins the keyserlingi-group just created by WUNDERLICH (1985) and seems to be particularly closely related to L. spasskyi Tanasevitch, 1986, but differs from it by the shape of the distal part of the lamella characteristica: it is deeply biramous in L. spasskyi, but uniramous, terminally rounded and provided with a spiniform process in L. pepticus sp. n.

Remarks: The keyserlingi-group comprises at present four species close not only morphologically, but by their ecological preference as well: L. keyserlingi (Ausserer, 1867) (Europe), L. quadrimaculatus Kulczynski, 1898 (Slovakia, Lower Austria), L. spasskyi Tanasevitch, 1986 (USSR: E Ukraine, W Kazakhstan) and L. pepticus sp. n. (E Mongolia). All of them distinctly prefer xeric habitats of a steppe(-like) to (semi-)desert type and populate (quasi)zonal communities with a xerophytous vegetation, occurring there among plants and/or under stones, but not in humid "microoases" usually inhabited by Lepthyphantes in such landscapes.

NEW RECORDS OF LEPTHYPHANTES IN THE FAR EAST

L. abiscoensis Holm, 1945. Kamchatka: near Milkovo; Sakhalin: Vitnitsa River.

L. alacris (Blackwall, 1853). Sakhalin: near Okha, Novoalexandrovsk; Kamchatka: near Zhupanovo, Petropavlovsk-Kamchatsky.

L. angulatus (O. Pickard-Cambridge, 1881). Sakhalin: near Okha, Vitnitsa River.

This somewhat surprising discovery of a N European species in the Far East is certainly far from unique, as similar Euro-Far Eastern disjunctions sometimes do occur among spiders (s. ESKOV 1987), though seem to be quite seldom. The present record in the Far East is particularly interesting in two respects. First of all, it has altered and made more complicated the known vicariance pattern in the species complex angulatus - geminus - bipilis. Secondly, it allows to speculate about the group's genesis. Its range nowadays: L. angulatus inhabits N Europe from the British Isles to the Urals, except for the latter's tundra zone, i.e. Malo- and Bolshezemelskaya Tundra, where it is substituted by L. geminus Tanasevitch, 1982; L. geminus occurs in the N Urals, in Siberia eastward up to Yenisei; L. bipilis Kulczynski, 1885 is restricted to the Far East (Kamchatka, Cisokhotia). Hence, E Siberia is a terra incognita. The find of L. angulatus in Sakhalin permits to regard this species as an ancestor both for L. geminus and L. bipilis which could have had in the former times a N Eurasian distribution. During the Pleistocene, the range of L. angulatus might have lain more southerly than nowadays, but some of its Siberian populations could have become isolated in smaller refugia and transformed since into separate species, L. geminus and L. bipilis. Since the later warming of the climate L. geminus might have colonized Siberia and even N Uralia, where the boreo-European L. angulatus, which could have survived during the Ice Age and recolonized Europe, did not let a further southerly expansion of L. geminus. On the other hand, L. angulatus seems to have failed to colonize Siberia east of the Urals apparently due to the presence there of both L. geminus and L. bipilis, its vicariants, but has retained an isolated eastern outpost in Sakhalin (and the Maritime Prov., where it has not been found as yet?).

L. bipilis Kulczynski, 1885. Kamchatka: near Zhupanovo, Paratunka.

L. karpinskii (O. Pickard-Cambridge, 1873). Sakhalin: near Okha.

Figs 31-35. Lepthyphantes enormitus sp. n. (31, 32), ♂ holotype, Lepthyphantes pepticus sp. n. (33-35), ♂ holotype: 31= left palp; 32= embolic division; 33= right palp; 34, 35= lamella characteristica

L. kochiellus Strand, 1901. Sakhalin: near Okha.

L. leprosus (Ohlert, 1867). Kamchatka: Petropavlovsk-Kamchatsky.

L. luteipes (L. Koch, 1879). Kamchatka: Geizers Valley.

L. mengei Kulczynski, 1887. Kamchatka: near Paratunka, Petropavlovsk-Kamchatsky, Milkovo, Geizers Valley.

L. nebulosus (Sundevall, 1830). Sakhalin: near Novoalexandrovsk.

L. nigriventris (L. Koch, 1879). Kamchatka: near Elizovo, Milkovo, Geizers Valley.

L. sachalinensis Tanasevitch, 1987. Kunashir Island: Otradnoye.

L. suffusus Strands, 1901. Sakhalin: near Okha.

L. taczanowskii (O. Pickard-Cambridge, 1873). Sakhalin: near Okha.

Collections from Kamchatka: leg. A. TANASEVITCH; from Sakhalin and Kunashir Island: leg. A. BASARUKIN, both in 1987.

Acknowledgements

I am deeply indebted to all the persons whose materials served the base of the present contribution: Dr. G. KURCHEVA (Moscow), Dr. E. MIKHALJOVA (Vladivostok), Dr. S. TOMS (Moscow), Mr. Yu. MARUSIK (Magadan), Mr. V. BAKUROV (Novosibirsk), Mr. A. BASARUKIN (Yuzhno-Sakhalinsk), Dr. D. SEMENOV (Moscow), and the late Dr. V. SOLDATOV. Besides, I wish to thank Dr. S. GOLOVATCH (Moscow) for checking the English of the final draft.

REFERENCES

CHAMBERLIN, R. et W. IVIE (1947): The spiders of Alaska. - Bull. Univ. Utah, 37 (10): 1-103.

ESKOV, K. Yu. (1987): The spider genus Robertus O. Pickard-Cambridge in the USSR, with an analysis of its distribution (Arachnida: Araneae: Theridiidae). - Senckenbergiana biol., 67 (4/6): 279-296 [for 1986].

HACKMAN, W. (1954): The spiders of Newfoundland. - Acta zool. Fenn., 79: 1-99.

MILLER, F. et O. ŽITNAŇSKÁ (1976): Einige bemerkenswerte Spinnen aus der Slowakei. - Biologia (Bratislava), 31 (2): 81-88.

TANASEVITCH, A. V. (1986): New and little-known species of Lepthyphantes MENGE 1866 from the Soviet Union (Arachnida: Araneae: Linyphiidae). - Senckenbergiana biol., 67 (1/3): 137-172.

TANASEVITCH, A. V. (1987): New species of Lepthyphantes MENGE, 1866 from the Soviet Far East, with notes on the Siberian fauna of this genus (Aranei, Linyphiidae). - Spixiana (in press).

TANASEVITCH, A. V. et K. Yu. ESKOV (1987): [Spiders of the genus Lepthyphantes (Aranei, Linyphiidae) in the Siberian and Far-Eastern fauna], - Zool. Zhurn., 66 (2): 185-197 [in Russian].

WUNDERLICH, J. (1985): Lepthyphantes pseudoarciger n. sp. und verwandte Arten der Lepthyphantes pallidus-Gruppe (Arachnida: Araneae: Linyphiidae). - Senckenbergiana biol., 66 (1/3): 115-118.

Author's address: Andrei V. TANASEVITCH
All-Union Institute on Nature
Conservation and Reserves
P.O. Vilar
113628 Moscow-628
USSR